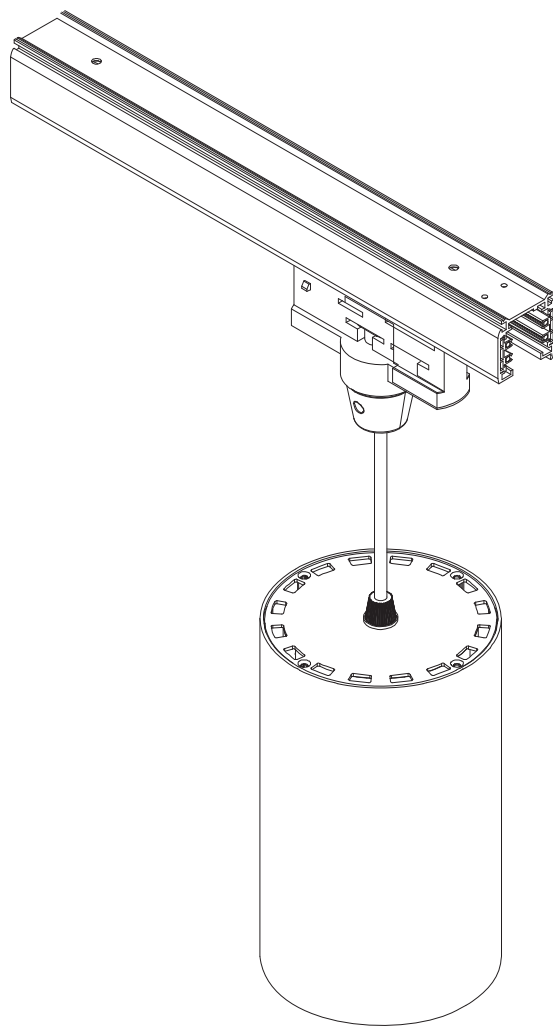


TRACK PENDANT



INSTRUCTION MANUAL

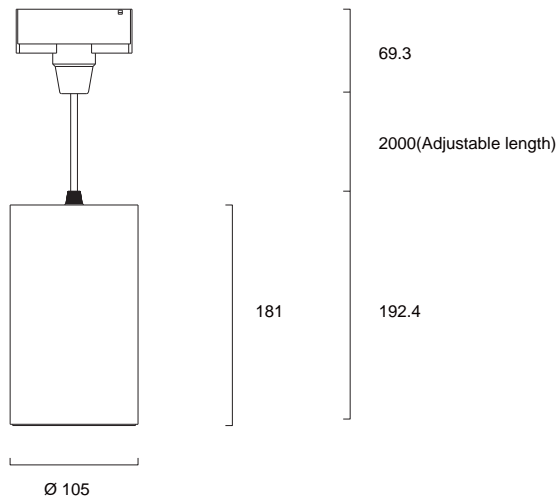
SERIES: TRACK PENDANT

Read these instructions completely and carefully.

ATTENTIONS

- Read the instruction carefully before installation, non-observance of this instruction may cause damage to the product or hurt to human body. The installation must be carried out by a qualified electrician in accordance with local or national codes.
- Cut off the power supply before installation and maintenance !
- Regularly check the light source , the LED power supply, the cord and other accessories. Any constructive change of the luminaire shall not be permitted. If any part is damaged, the product should not be used, please contact the manufacturer.
- The product is only for indoor and dry location. Clean the product with a damped cloth (no dripping water), preferably anti-static.
- Do not stare into LED beam.
- Wasted PCB during transit, delivery, use and scrap disposal can cause certain environment damage. Please handle it according to "waste electronic products disposal rules" locally.

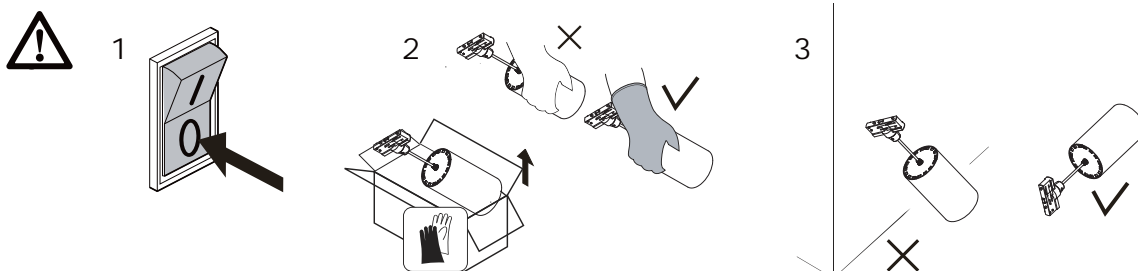
Dimensions: (mm)



Specifications:

Model	Rated input	Freuquency	Power Facotor	Power	Length	ta
TRACK PENDANT-R1-220V	220~240VAC	50/60Hz	0.9	32W	-	- 20~35 °C

Tools



① Installation

